


ANNEXURE II  
 SCRIP NAME : TARAI FOODS LIMITED SCRIP TYPE :- EQUITY  
 (1) (A) STATEMENT SHOWING SHAREHOLDING PATTERN AS ON 31/03/2015

CATEGORY CODE	CATEGORY OF SHAREHOLDERS	NUMBER OF SHAREHOLDERS	TOTAL NUMBER OF SHARES	NUMBER OF SHARES HELD IN DEMATERIALIZED FORM	TOTAL SHAREHOLDING AS A PERCENTAGE OF TOTAL NUMBER OF SHARES		NUMBER OF SHARES PLEDGED OR OTHERWISE ENCUMBERED	AS A PERCENTAGE	
					AS A PERCENTAGE OF (A+B)	AS A PERCENTAGE OF (A+B+C)			
(A)	SHAREHOLDING OF PROMOTER AND PROMOTER GROUP								
(1)	INDIAN								
(A)	INDIVIDUALS/HINDU UNDIVIDED FAMILY	19	1931862	739352	10.90	10.90	0	0.00	
(B)	CENTRAL GOVERNMENT/STATE GOVERNMENT (S)	0	0	0	0.00	0.00	0	0.00	
(C)	BODIES CORPORATE	0	0	0	0.00	0.00	0	0.00	
(D)	FINANCIAL INSTITUTIONS/BANKS	0	0	0	0.00	0.00	0	0.00	
(E)	ANY OTHER DIRECTORS & THEIR RELATIVES SOCIETIES PARTNERSHIP FIRMS RBI EMP WELFARE FUND ESOP/ESOS TRUSTS	0	0	0	0.00	0.00	0	0.00	
	SUB-TOTAL (A) (1)	19	1931862	739352	10.90	10.90	0	0.00	
(2)	FOREIGN								
(A)	INDIVIDUALS (NON-RESIDENT INDIVIDUALS/ FOREIGN INDIVIDUALS)	1	6328100	6328100	35.70	35.70	0	0.00	
(B)	BODIES CORPORATE	0	0	0	0.00	0.00	0	0.00	
(C)	INSTITUTIONS	0	0	0	0.00	0.00	0	0.00	
(D)	QUALIFIED FOREIGN INVESTOR	0	0	0	0.00	0.00	0	0.00	

  
 Executive Director  
**TARAI FOODS LTD.**  
 Rudrapur-263153 (Uttarakhand)

SCRIP CODE : SCRIP NAME : TARAI FOODS LIMITED SCRIP TYPE :- EQUITY

(E)	ANY OTHER DIRECTORS & THEIR RELATIVES SOCIETIES PARTNERSHIP FIRMS EMP. WELFARE FUND TRUST ESOP/ESOS	0	0	0	0	0.00	0.00	0	0.00
	SUB-TOTAL (A) (2)	1	6328100	6328100	35.70	35.70		0	0.00
	TOTAL SHAREHOLDING OF PROMOTER AND PROMOTER GROUP (A) = (A) (1) + (A) (2)	20	8259962	7067452	46.59	46.59		0	0.00
(B)	PUBLIC SHAREHOLDINGS								
(1)	INSTITUTIONS								
(A)	MUTUAL FUNDS/DTI	6	12900	400	0.07	0.07		0	0.00
(B)	FINANCIAL INSTITUTIONS/BANKS	3	20300	200	0.11	0.11		0	0.00
(C)	CENTRAL GOVERNMENT/ STATE GOVERNMENT (S)	0	0	0	0.00	0.00		0	0.00
(D)	VENTURE CAPITAL FUNDS	0	0	0	0.00	0.00		0	0.00
(E)	INSURANCE COMPANIES	0	0	0	0.00	0.00		0	0.00
(F)	FOREIGN INSTITUTIONAL INVESTORS	0	0	0	0.00	0.00		0	0.00
(G)	FOREIGN VENTURE CAPITAL INVESTORS	0	0	0	0.00	0.00		0	0.00
(H)	QUALIFIED FOREIGN INVESTOR	0	0	0	0.00	0.00		0	0.00
(1)	ANY OTHER FOREIGN FIN INST F.F.I/BANKS STRESSED ASSET STABILISATION FUND STATE FIN. CORP.	0	0	0	0.00	0.00		0	0.00
	SUB-TOTAL (B) (1)	9	33200	600	0.19	0.19		0	0.00

  
 Executive Director  
**TARAI FOODS LTD.**  
 Rudrapur-263153 (Uttarakhand)

SCRIP CODE :


SCRIP NAME : TARAI FOODS LIMITED SCRIP TYPE :- EQUITY

(2)	NON-INSTITUTIONS																
(A)	BODIES CORPORATE	152	3602791	669491	20.32	20.32	0	0.00									
(B)	INDIVIDUALS																
	I. INDIVIDUAL SHAREHOLDERS HOLDING NOMINAL SHARE CAPITAL UPTO RS. 1 LAKH	14949	3777529	2070788	21.31	21.31	0	0.00									
	II. INDIVIDUAL SHAREHOLDERS HOLDING NOMINAL SHARE CAPITAL IN EXCESS OF RS. 1 LAKH	28	1572299	1555199	9.43	9.43	0	0.00									
(C)	QUALIFIED FOREIGN INVESTOR	0	0	0	0.00	0.00	0	0.00									
(D)	ANY OTHER TRUSTS DIRECTORS & THEIR RELATIVES MARKET MAKER NRI CLEARING MEMBERS HUF NRTS/OCS ESOP/ESOS/ESPS	0	0	0	0.00	0.00	0	0.00									
	SUB-TOTAL (B) (2)	15046	9434958	4477217	53.22	53.22	0	0.00									
	TOTAL PUBLIC SHAREHOLDING (B) = (B) (1)+(B) (2)	15055	9468158	4477817	53.41	53.41	0	0.00									
(C)	TOTAL (A) + (B)	15075	17728120	11545259	100.00	100.00	0	0.00									
	SHARES HELD BY CUSTODIANS AND AGAINST DEPOSITORY RECEIPTS HAVE BEEN ISSUED																
1	PROMOTER AND PROMOTER GROUP	0	0	0	0.00	0.00	0	0.00									
2	PUBLIC	0	0	0	N. A.	0.00	0	0.00									
	GRAND TOTAL (A) + (B) + (C)	15075	17728120	11545259	N. A.	100.00	0	0.00									

  
 Executive Director  
**TARAI FOODS LTD.**  
 Rudrapur-263153 (Uttarakhand)

INTRODUCTORY SUB-TABLE (1) (A)  
 SCRIP NAME : TARAI FOODS LIMITED SCRIP TYPE :- EQUITY  
 QUARTER ENDED 31/03/2015

PARTLY PAID-UP SHARES:-	NUMBER OF PARTLY PAID-UP SHARES	AS A % OF TOTAL PAID-UP SHARES	OF PARTLY PAID-UP SHARES	AS A % OF TOTAL NO. OF SHARES OF THE COMPANY
HELD BY PROMOTER/PROMOTER GROUP	1140000	28.5000		6.4305
HELD BY PUBLIC	2860000	71.5000		16.1326
TOTAL- D	4000000	100.0000		22.5630
OUTSTANDING CONVERTIBLE SECURITIES:-	NO. OF OUTSTANDING SECURITIES	AS A % OF TOTAL NUMBER OF OUTSTANDING CONVERTIBLE SECURITIES	AS A % OF TOTAL NO. OF SHARES OF THE COMPANY, ASSUMING FULL CONVERSION OF THE CONVERTIBLE SECURITIES	
HELD BY PROMOTER/PROMOTER GROUP	0	0.0000		0.0000
HELD BY PUBLIC	0	0.0000		0.0000
TOTAL- E	0	0.0000		0.0000
WARRANTS:-	NUMBER OF WARRANTS	AS A % OF TOTAL NUMBER OF WARRANTS	AS A % OF TOTAL NO. OF SHARES OF THE COMPANY, ASSUMING FULL CONVERSION OF WARRANTS	
HELD BY PROMOTER/PROMOTER GROUP	0	0.0000		0.0000
HELD BY PUBLIC	0	0.0000		0.0000
TOTAL- F	0	0.0000		0.0000
TOTAL PAID-UP CAPITAL OF THE COMPANY, ASSUMING FULL CONVERSION OF WARRANTS AND CONVERTIBLE SECURITIES (GRAND TOTAL (A+B+C)+D+E+F)	17728120	N.A.		100.000


  
 Executive Director  
**TARAI FOODS LTD.**  
 Rudrapur-263153 (Uttarakhand)

(I) (B) STATEMENT SHOWING HOLDING OF SECURITIES (INCLUDING SHARES, WARRANTS, CONVERTIBLE SECURITIES) OF PERSONS BELONGING TO THE CATEGORY "PROMOTER AND PROMOTER GROUP"

SRL. NO.	NAME OF THE SHAREHOLDER	DETAILS OF SHARES HELD		SHARES PLEDGED OR OTHERWISE ENCUMBERED	DETAILS OF WARRANTS		DETAILS OF CONVERTIBLE SECURITIES		TOTAL SHARES (INCL. UNDERLYING SHARES ASSUMING FULL CONVERSION OF WARRANTS AND CONVERTIBLE SECURITIES) AS A % OF DILUTED SHARE CAPITAL
		NUMBER OF SHARES HELD	AS A % OF GRAND TOTAL		NUMBER	AS A % OF GRAND TOTAL	NUMBER OF WARRANTS HELD	AS A % OF GRAND TOTAL	
1	G S SANDHU	100	0.00	0	0.00	0	0.00	0	0.00
2	IMRAN AHMED	100	0.00	0	0.00	0	0.00	0	0.00
3	SUDHIR CHADHA	100	0.00	0	0.00	0	0.00	0	0.00
4	N K BHARTI	500	0.00	0	0.00	0	0.00	0	0.00
5	DARSHAN SINGH	500	0.00	0	0.00	0	0.00	0	0.00
6	ANAND SINGH	700	0.00	0	0.00	0	0.00	0	0.00
7	BHOPIINDER SINGH	1000	0.01	0	0.00	0	0.00	0	0.00
8	HARPREET SINGH	2500	0.01	0	0.00	0	0.00	0	0.00
9	TEJ PARTAP SINGH	2500	0.01	0	0.00	0	0.00	0	0.00
10	JASIEEN KAUR	2500	0.01	0	0.00	0	0.00	0	0.00
11	KIRAN SANDHU	2600	0.01	0	0.00	0	0.00	0	0.00
12	J AKOI	10000	0.06	0	0.00	0	0.00	0	0.00
13	D S BHOOI	10410	0.06	0	0.00	0	0.00	0	0.00
14	G S SANDHU	24700	0.14	0	0.00	0	0.00	0	0.00
15	KIRAN SANDHU	49890	0.28	0	0.00	0	0.00	0	0.00
16	S INDER PARTAP SINGH	190000	1.07	0	0.00	0	0.00	0	0.00
17	G S SANDHU	290000	1.64	0	0.00	0	0.00	0	0.00
18	G S SANDHU	43762	2.79	0	0.00	0	0.00	0	0.00
19	G. S. SANDHU	850000	4.79	0	0.00	0	0.00	0	0.00
20	GALWAY INVESTMENTS PRIVATE LIMITED	6328100	35.70	0	0.00	0	0.00	0	0.00
	TOTAL	8259962	46.59	0	0.00	0	0.00	0	0.00

(I) (C) (I) STATEMENT SHOWING HOLDING OF SECURITIES (INCLUDING SHARES, WARRANTS, CONVERTIBLE SECURITIES) OF PERSONS BELONGING TO THE CATEGORY "PUBLIC" AND HOLDING MORE THAN 1% OF THE TOTAL NUMBER OF SHARES

SRL. NO.	NAME OF THE SHAREHOLDER	NUMBER OF SHARES HELD	SHARES AS A PERCENTAGE OF GRAND TOTAL (A)+(B)+(C) INDICATED IN STATEMENT AT PARA (I) (A) ABOVE	DETAILS OF WARRANTS HELD		DETAILS OF CONVERTIBLE SECURITIES HELD		TOTAL SHARES (INCL. UNDERLYING SHARES ASSUMING FULL CONVERSION OF WARRANTS AND CONVERTIBLE SECURITIES) AS A % OF DILUTED SHARE CAPITAL
				NUMBER OF WARRANTS HELD	AS A % OF GRAND TOTAL	NUMBER OF CONVERTIBLE SECURITIES HELD	AS A % OF GRAND TOTAL	
1	ARIHANT TECHNOLOGY PVT LTD.	1000000	5.64					
2	SUNBRIGHT FOODS PVT LTD.	1000000	5.64					
3	SANDESH PROPERTIES PVT LTD.	710000	4.00					
4	HITESH RAMJI JAVERI	550000	3.10					
5	HARSHA HITESH JAVERI	335000	1.89					
6	MACCERTECH CONSULTANCY SERVICES PRIVATE LIMITED	178828	1.01					
	TOTAL	3773828	21.29					

  
 Executive Director  
**TARAI FOODS LTD.**  
 Rudrapur-263153 (Uttarakhand)

SCRIP CODE : TARAI FOODS LIMITED SCRIP TYPE :- EQUITY  
 (1) (C) (II) STATEMENT SHOWING HOLDING OF SECURITIES (INCLUDING SHARES, WARRANTS, CONVERTIBLE SECURITIES) OF PERSONS) (TOGETHER WITH PAC) BELONGING TO THE CATEGORY "PUBLIC" AND HOLDING MORE THAN 5% OF THE TOTAL NUMBER OF SHARES OF THE COMPANY

SRL. NO.	NAME OF THE SHAREHOLDER	NUMBER OF SHARES HELD	SHARES AS A PERCENTAGE OF TOTAL NUMBER OF SHARES (I.E. GRAND TOTAL (A)+(B)+(C) INDICATED IN STATEMENT AT PARA(1) (A)/ABOVE)	DETAILS OF WARRANTS HELD	AS A % OF TOTAL NUMBER OF WARRANTS HELD OF THE SAME CLASS	DETAILS OF CONVERTIBLE SECURITIES	% M.R.T. TOTAL NUMBER OF CONVERTIBLE SECURITIES HELD OF THE SAME CLASS	TOTAL SHARES (INCL. SHARES UNDERLYING FULLY CONVERTIBLE WARRANTS (CONVERTIBLE SECURITIES) AND SHARES OF THE SAME CLASS)
1	ARJUN TECHNOLOGY PVT LTD.	1000000	5.64					
2	SUNBRIGHT FOODS PVT LTD.	1000000	5.64					
	TOTAL	2000000	11.28					

(1) (D) STATEMENT SHOWING DETAILS OF LOCKED-IN SHARES

SRL. NO.	NAME OF THE SHAREHOLDER	NUMBER OF LOCKED-IN SHARES	LOCKED-IN SHARES AS A % OF TOTAL NUMBER OF SHARES (I.E. GRAND TOTAL (A)+(B)+(C) INDICATED IN STATEMENT AT PARA(1) (A)/ABOVE)	PROMOTER/PROMOTER GROUP
	NOT APPLICABLE	N.A.	N.A.	

(11) (A) STATEMENT SHOWING DETAILS OF DEPOSITORY RECEIPTS (DRS)

SRL. NO.	TYPE OF OUTSTANDING DR (ADRS, GDRS, SDRS, ETC.)	NUMBER OF OUTSTANDING DRS	NUMBER OF SHARES UNDERLYING OUTSTANDING DRS AS A PERCENTAGE OF TOTAL OUTSTANDING NUMBER OF SHARES (I.E., GRAND TOTAL (A)+(B)+(C) INDICATED IN STATEMENT AT PARA(1) (A)/ABOVE)	N.A.
	NOT APPLICABLE	N.A.	N.A.	
	TOTAL			

(11) (B) STATEMENT SHOWING DETAILS OF DEPOSITORY RECEIPTS (DRS), WHERE UNDERLYING SHARES HELD BY PROMOTER/PROMOTER GROUP ARE IN EXCESS OF 1% OF THE TOTAL NUMBER OF SHARES

SRL. NO.	NAME OF THE DR HOLDER	TYPE OF OUTSTANDING DR (ADRS, GDRS, SDRS, ETC.)	NUMBER OF SHARES UNDERLYING OUTSTANDING DRS	SHARES UNDERLYING OUTSTANDING DRS AS A PERCENTAGE OF TOTAL NUMBER OF SHARES (I.E., GRAND TOTAL (A)+(B)+(C) INDICATED IN STATEMENT AT PARA (1) (A) ABOVE)	N.A.
	NOT APPLICABLE	N.A.	N.A.	N.A.	
	TOTAL				

Executive Director  
**TARAI FOODS LTD.**  
 Rudrapur-263153 (Uttarakhand)

